


CITY OF CHESAPEAKE, VIRGINIA



THIRTEEN CITY/COUNTY COMPARISONS

*A Survey of Rates for Major Local Revenue
Sources in Thirteen Virginia Cities
and Counties for the Fiscal Year 2011-12*

Prepared by
Budget Department
City of Chesapeake
August 2011

**CITY OF CHESAPEAKE, VIRGINIA
THIRTEEN CITY/COUNTY COMPARISONS
2011-12 FISCAL YEAR**

**Alexandria
Chesapeake
Hampton
Newport News
Norfolk
Portsmouth
Richmond
Suffolk
Virginia Beach
Chesterfield County
Fairfax County
Henrico County
Prince William County**

**Prepared By:
Budget Department
City of Chesapeake
August 2011**

The data reported here is based on information posted on the localities' official internet sites, their FY 2011-12 budget documents, and/or the local code of ordinances as found at <http://www.municode.com/>.

**CITY OF CHESAPEAKE, VIRGINIA
THIRTEEN CITY/COUNTY COMPARISONS
2011-12 FISCAL YEAR
PAGE 1**

TABLE OF CONTENTS

	PAGE
Selected Residential Total Comparison	2
Real Estate Taxes	4
Personal Property Tax	6
Machinery and Tool Tax	8
Residential Electricity Utility Consumers Tax	10
Commercial Electricity Utility Consumers Tax	12
Industrial Electricity Utility Consumers Tax	14
Residential Gas Utility Tax	16
Commercial/Industrial Gas Utility Tax	18
Residential Telephone Utility Tax	20
Commercial Telephone Utility Tax	20
Cellular Telephone Tax	20
Cable Television Utility Tax	20
Residential Water Utility Tax	22
Commercial Water Utility Tax	24
Vehicle License Fee	26
Ambulance Fee	28
Stormwater Utility Fee	30
Cigarette Tax	32
Admissions Tax	34
Hotel Lodging Tax	34
Restaurant Food Tax	34
Residential Refuse Collection Fee	36

**CITY OF CHESAPEAKE, VIRGINIA
THIRTEEN CITY/COUNTY COMPARISONS
2011-12 FISCAL YEAR
PAGE 2**

SELECTED TOTAL RESIDENTIAL COMPARISON ⁽¹⁾

LOCALITY	MONTHLY TAXES & FEES	ANNUAL TAXES & FEES
Alexandria	\$453.07	\$5,437
Chesapeake (4)	\$286.94	\$3,443
Chesterfield County (2)	\$270.59	\$3,247
Fairfax County	\$482.34	\$5,788
Hampton (3)	\$301.14	\$3,614
Henrico County	\$244.24	\$2,931
Newport News	\$317.87	\$3,814
Norfolk	\$326.28	\$3,915
Portsmouth	\$373.08	\$4,477
Prince William County	\$372.82	\$4,474
Richmond	\$334.80	\$4,018
Suffolk (5)	\$254.19	\$3,050
Virginia Beach	\$250.21	\$3,003

(1) Selected Monthly Comparisons include:

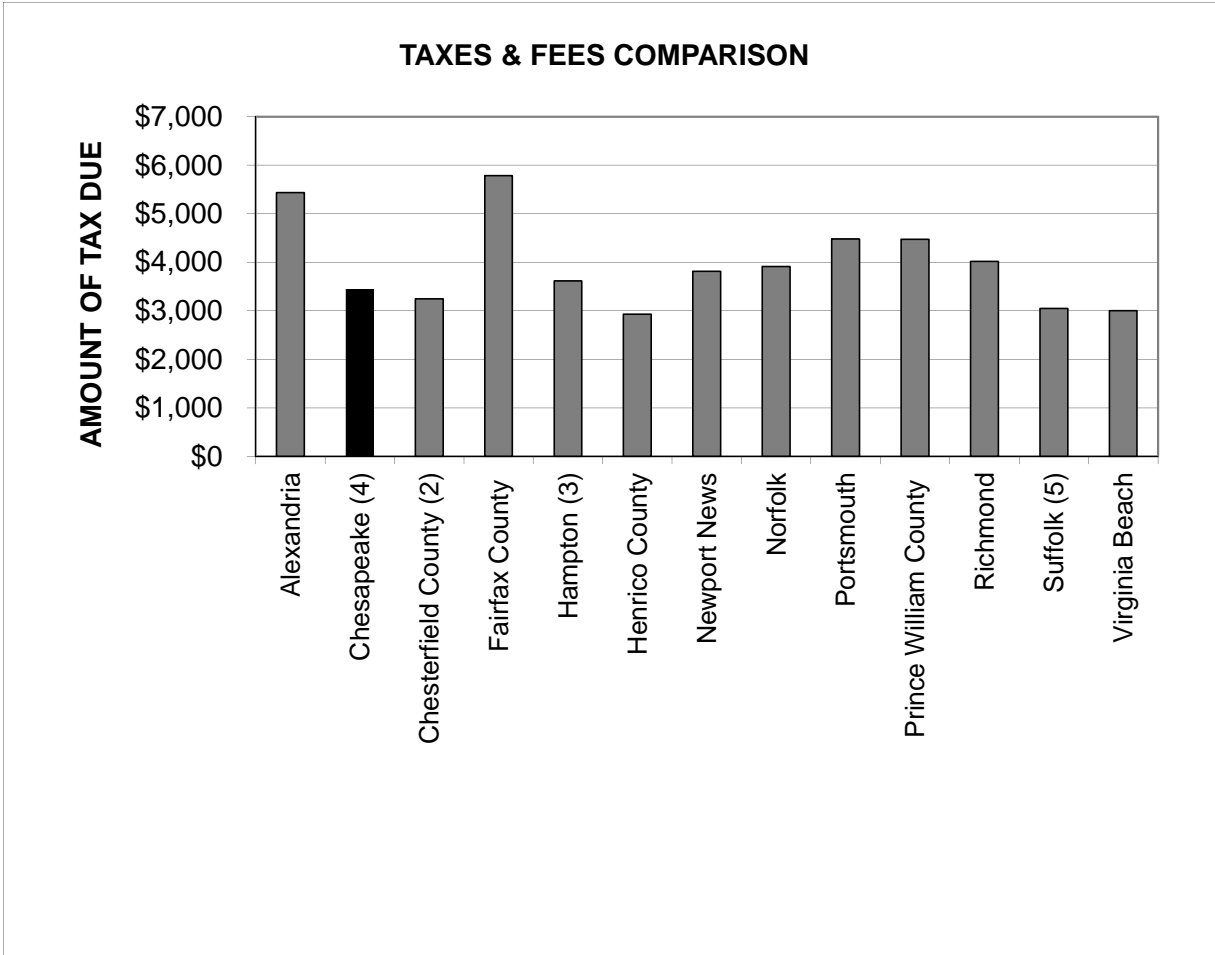
- * Real Estate Tax
- * Personal Property Tax on one automobile (not adjusted for PPTRA)
- * Electricity and Gas Utility Taxes
- * Water Utility Tax
- * Refuse Collection Fees
- * Stormwater Management Fees
- * Vehicle License Fee on one automobile.

State communications sales tax and E911 tax are not included.

- (2) Chesterfield County residents have private haulers instead of municipal service.
While private service is not a city tax or fee, it is a necessity for most households.
In order to allow a comparison, \$18.95/month is used as an estimate of cost.
- (3) The Hampton amount was calculated assuming the homeowner recycles, which qualifies for a lower refuse collection rate than refuse collection without recycling.
- (4) Includes Mosquito Control
- (5) Suffolk City-Wide Tax Rate

**CITY OF CHESAPEAKE, VIRGINIA
THIRTEEN CITY/COUNTY COMPARISONS
2011-12 FISCAL YEAR
PAGE 3**

SELECTED TOTAL RESIDENTIAL COMPARISON ⁽¹⁾



(1) Selected Monthly Comparisons include:

- * Real Estate Tax
- * Personal Property Tax on one automobile (not adjusted for PPTRA)
- * Electricity and Gas Utility Taxes
- * Water Utility Tax
- * Refuse Collection Fees
- * Stormwater Management Fees
- * Vehicle License Fee on one automobile.

State communications sales tax and E911 tax are not included.

**CITY OF CHESAPEAKE, VIRGINIA
THIRTEEN CITY/COUNTY COMPARISONS
2011-12 FISCAL YEAR
PAGE 4**

REAL ESTATE TAX

LOCALITY	TAX RATE PER \$100	AVG REGIONAL HOME PRICE ⁽¹⁾	TAX ON TYPICAL RESIDENCE
Alexandria	\$0.903	\$385,240	\$3,478.72
Chesapeake ⁽³⁾	\$1.05	\$231,201	\$2,427.61
Chesterfield County ⁽⁸⁾	\$0.95	\$281,139	\$2,670.82
Fairfax County ⁽⁴⁾⁽¹¹⁾	\$1.040	\$385,240	\$4,006.50
Hampton	\$1.04	\$231,201	\$2,404.49
Henrico County ⁽¹⁰⁾	\$0.87	\$281,139	\$2,445.91
Newport News	\$1.10	\$231,201	\$2,543.21
Norfolk ⁽⁹⁾	\$1.11	\$231,201	\$2,566.33
Portsmouth	\$1.24	\$231,201	\$2,866.89
Prince William County ⁽⁵⁾	\$1.2120	\$212,771	\$2,578.78
Richmond ⁽⁶⁾	\$1.20	\$281,139	\$3,373.67
Suffolk ⁽²⁾	\$0.910	\$231,201	\$2,103.93
Virginia Beach ⁽⁷⁾	\$0.89	\$231,201	\$2,057.69

Calculation Assumes 100% State Assessment Ratio

This analysis seeks to take into account market differences in what average single family residential homes are sold for in each market. For example, value of a comparable house is much higher in Fairfax or Alexandria than in Chesapeake or Newport News.

Housing Markets are: Prince William, Northern VA, Richmond Metro, and Hampton Roads/Peninsula

NOTES:

(1) Based on Virginia Association of Realtors Average Price Sold for Single Family Homes in 2008

(2) Suffolk City-Wide; Downtown Business District \$1.035; Route 17 Taxing District \$1.17.

(3) Includes \$0.01 city-wide mosquito control tax.

(4) Includes \$0.001 county-wide Pest Management District, but not various special tax district levies.

Commercial/industrial add \$0.11/\$100 for transportation. Special Tax Districts: \$0.024 to \$0.20/\$100.

(5) Includes \$0.0746 fire & rescue and \$0.0025 gypsy moth suppression, but not other special district taxes.

Special Taxing Districts are subject to additional tax rates of \$0.02 to \$0.20.

(6) General Fund rate only. Does not include special district taxes.

(7) \$0.95 Sandbridge Special Service District; \$1.34 Central Business District South

(8) \$1.10/\$100 in the Centerpointe Transportation District

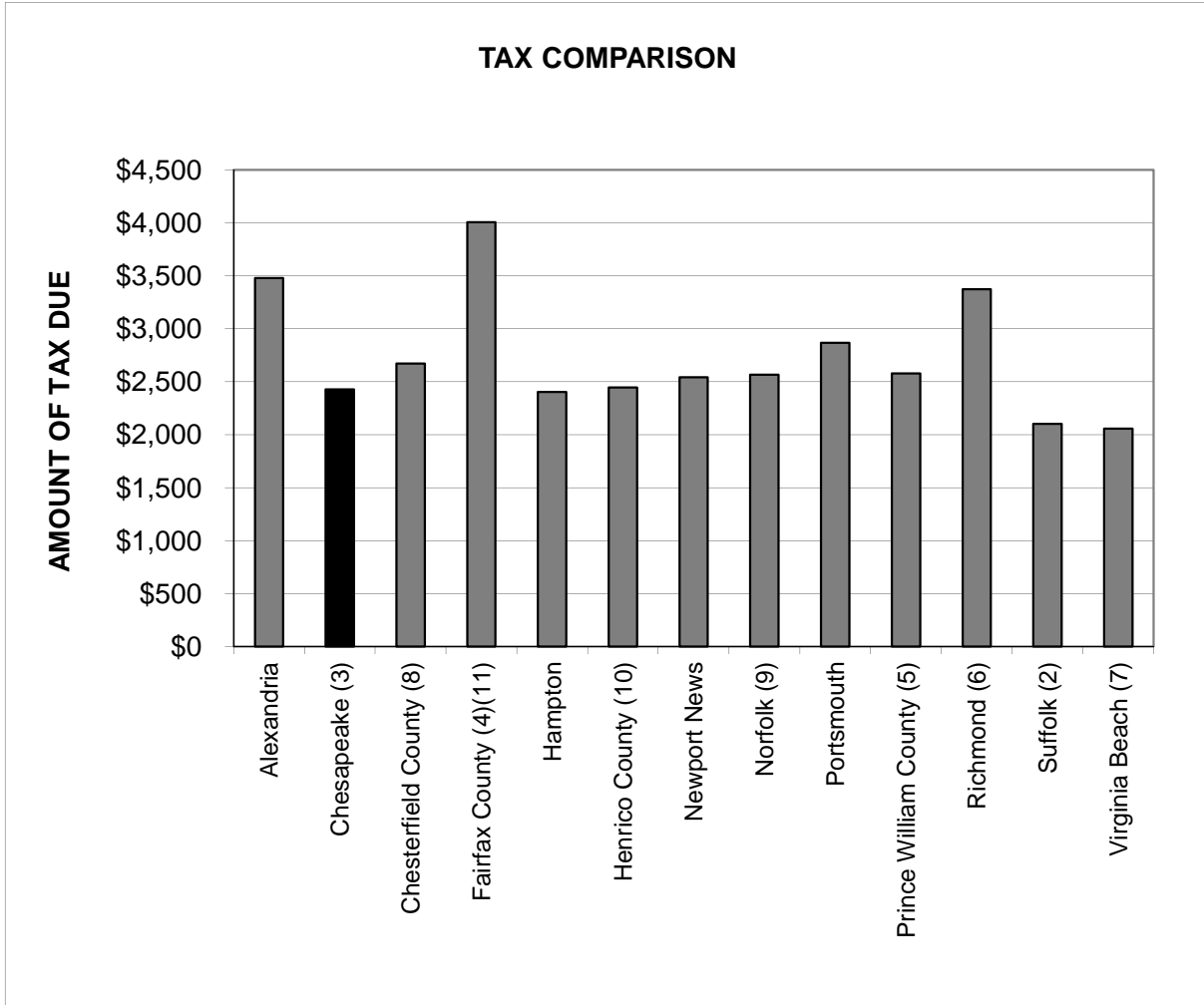
(9) \$1.27 for Downtown Business District.

(10) In five sanitary districts an additional rate of \$0.003 to \$0.031/\$100 is levied.

(11) Additional \$0.01 (1 Cent) for Stormwater Fee (not shown in rate but contained in Stormwater Fee Table

**CITY OF CHESAPEAKE, VIRGINIA
THIRTEEN CITY/COUNTY COMPARISONS
2011-12 FISCAL YEAR
PAGE 5**

REAL ESTATE TAX ON A TYPICAL RESIDENTIAL PROPERTY



NOTES:

See Page 4

**CITY OF CHESAPEAKE, VIRGINIA
THIRTEEN CITY/COUNTY COMPARISONS
2011-12 FISCAL YEAR
PAGE 6**

**PERSONAL PROPERTY TAX ON VEHICLES
Not Adjusted For State Personal Property Tax Relief Act Funds**

LOCALITY	TAX RATE PER \$100	ASSESSMENT BASE ⁽¹⁾	PERCENT OF RETAIL	TAX ON \$10,000 VEHICLE
Alexandria	\$4.75	Average Trade-In	87%	\$413.25
Chesapeake ⁽³⁾	\$4.08	Loan Value	78%	\$318.24
Chesterfield County	\$3.60	Loan Value	78%	\$280.80
Fairfax County ⁽²⁾	\$4.57	Average Trade-In	87%	\$397.59
Hampton	\$4.25	Loan Value	78%	\$331.50
Henrico County ⁽⁵⁾	\$3.50	Loan Value	78%	\$273.00
Newport News	\$4.25	Loan Value	78%	\$331.50
Norfolk	\$4.25	Loan Value	78%	\$331.50
Portsmouth	\$5.00	Loan Value	78%	\$390.00
Prince William County	\$3.70	Average Trade-In	87%	\$321.90
Richmond	\$3.70	Average Trade-In	87%	\$321.90
Suffolk ⁽²⁾	\$4.25	Loan Value	78%	\$331.50
Virginia Beach ⁽⁴⁾	\$3.70	Loan Value	78%	\$288.60

NOTES:

(1) Assessment Base: Wholesale Value and Average Trade-In are 87% of Retail Value; Loan Value is 78% of Retail Value; Assessment Ratios are 100% for all (Weldon Cooper Center for Public Service, 2003).

(2) Beginning in FY 1996, vehicles with high mileage that are no more than seven years old may be granted an adjustment to the value of the vehicle if requested.

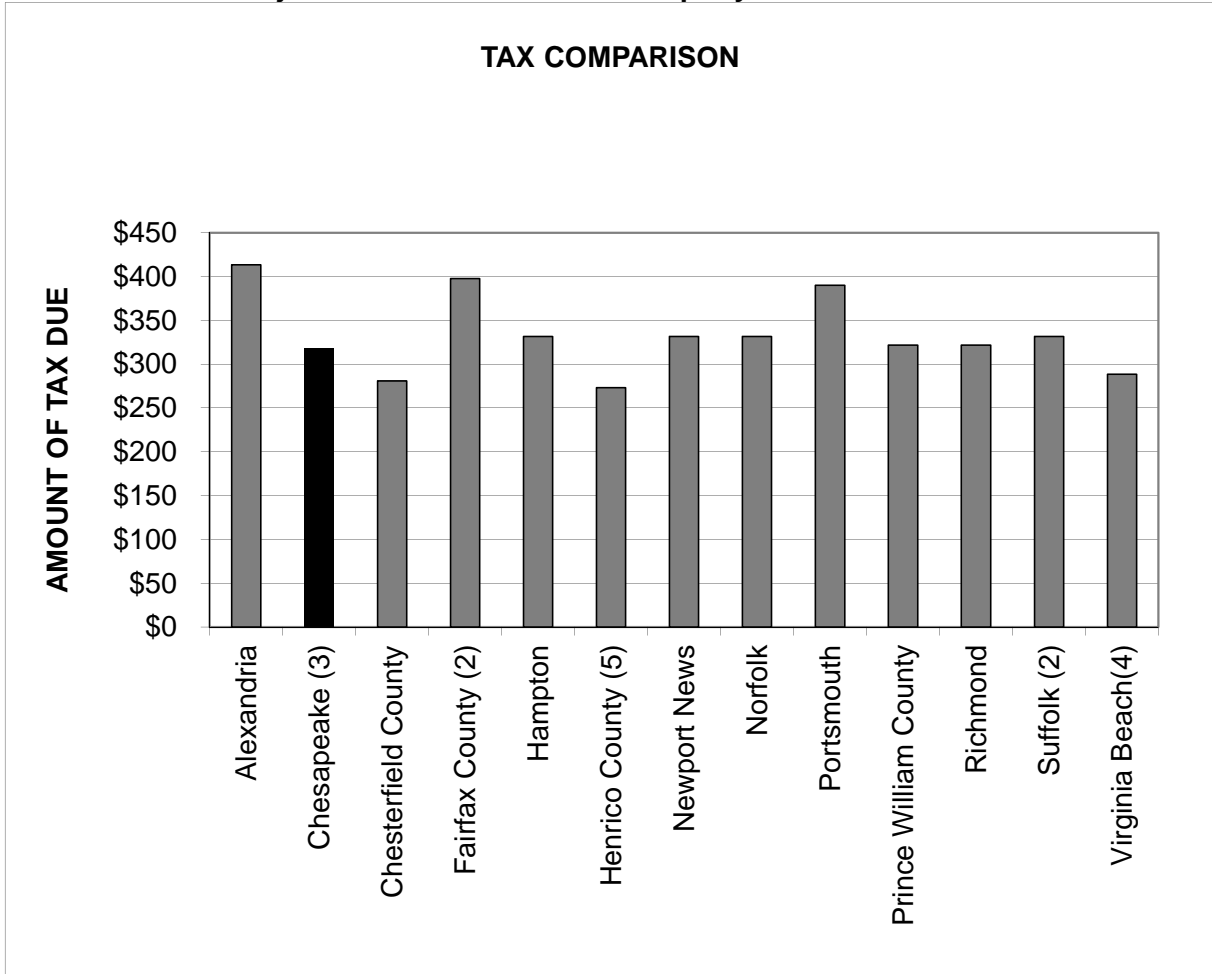
(3) Includes \$0.08/\$100 for Mosquito Control.

(4) Business tangible property 40% of original cost.

(5) In five sanitary districts an additional \$0.001/\$100 is levied.

**CITY OF CHESAPEAKE, VIRGINIA
THIRTEEN CITY/COUNTY COMPARISONS
2011-12 FISCAL YEAR
PAGE 7**

**PERSONAL PROPERTY TAX ON A \$10,000 VEHICLE
Not Adjusted For State Personal Property Tax Relief Act Funds**



NOTES:

- (1) Assessment Base: Wholesale Value and Average Trade-In are 87% of Retail Value; Loan Value is 78% of Retail Value; Assessment Ratios are 100% for all (Weldon Cooper Center for Public Service, 2003).
- (2) Beginning in FY 1996, vehicles with high mileage that are no more than seven years old may be granted an adjustment to the value of the vehicle if requested.
- (3) Includes \$0.08/\$100 for Mosquito Control
- (4) Commercial Assessment Rates 33% Mfg., 40% all others.
- (5) In five sanitary districts an additional \$0.001/\$100 is levied.

**CITY OF CHESAPEAKE, VIRGINIA
THIRTEEN CITY/COUNTY COMPARISONS
2011-12 FISCAL YEAR
PAGE 8**

MACHINERY AND TOOL TAX

LOCALITY	TAX RATE PER \$100	ASSESSMENT RATIO & BASE	TAX ON \$100,000 PROPERTY ⁽¹⁾
Alexandria	\$4.50	80% of Original Cost; Descending rate 10% per year to 20%	\$1,800.00
Chesapeake ⁽³⁾	\$3.20	20% of Original Cost	\$640.00
Chesterfield County	\$1.00	25% of Original Base first 10 years; 20% next 10 years; 15% thereafter; 1% Idle and unused.	\$250.00
Fairfax County ⁽²⁾	\$4.57	80% of Original Cost; Descending rate 10% per year to 20%	\$1,828.00
Hampton	\$3.50	35% of Original Cost	\$1,225.00
Henrico County ⁽⁵⁾	\$1.00	Year 1-80%; YR. 2-74%; Yr.3-66%; Yr.4-59%; Yr.5-52%; 25% for Yrs.6-10; 20% for Yrs.11-12; 16% for Yrs.13-14; 8% for Yrs.15 and beyond.	\$500.00
Newport News	\$3.75	33.3% Original Cost	\$1,249.88
Norfolk	\$4.25	40% of Original Cost	\$1,700.00
Portsmouth	\$3.00	50% of Original Cost	\$1,500.00
Prince William County ⁽⁶⁾	\$2.00	85% of Original Cost; Descending rate 10% per year to 10%	\$900.00
Richmond ⁽⁷⁾	\$2.30	90% of Original Cost 1st year, Descending 10%/yr to 40% 6th and prior years, 10% salvage.	\$1,150.00
Suffolk	\$3.15	20% of Original Cost Installed first 5 years; 10% of Original Cost Installed >5 years	\$630.00
Virginia Beach ⁽⁴⁾	\$1.00	33% of Original Cost Manufacturing	\$330.00

NOTES:

(1) Assumes property is five (5) years old

(2) Computers: 50% original cost 1 yr, 35% 2 yr, 20% 3 yr, 10% 4 yr, 2% 5+ yr.

(3) Includes \$0.08/\$100 Mosquito Control

(4) \$3.70 at 40% of original cost for nonmanufacturing business personal property.

City plans to phase out M&T tax over 5 years, with 20%/year reduction beginning FY 2012.

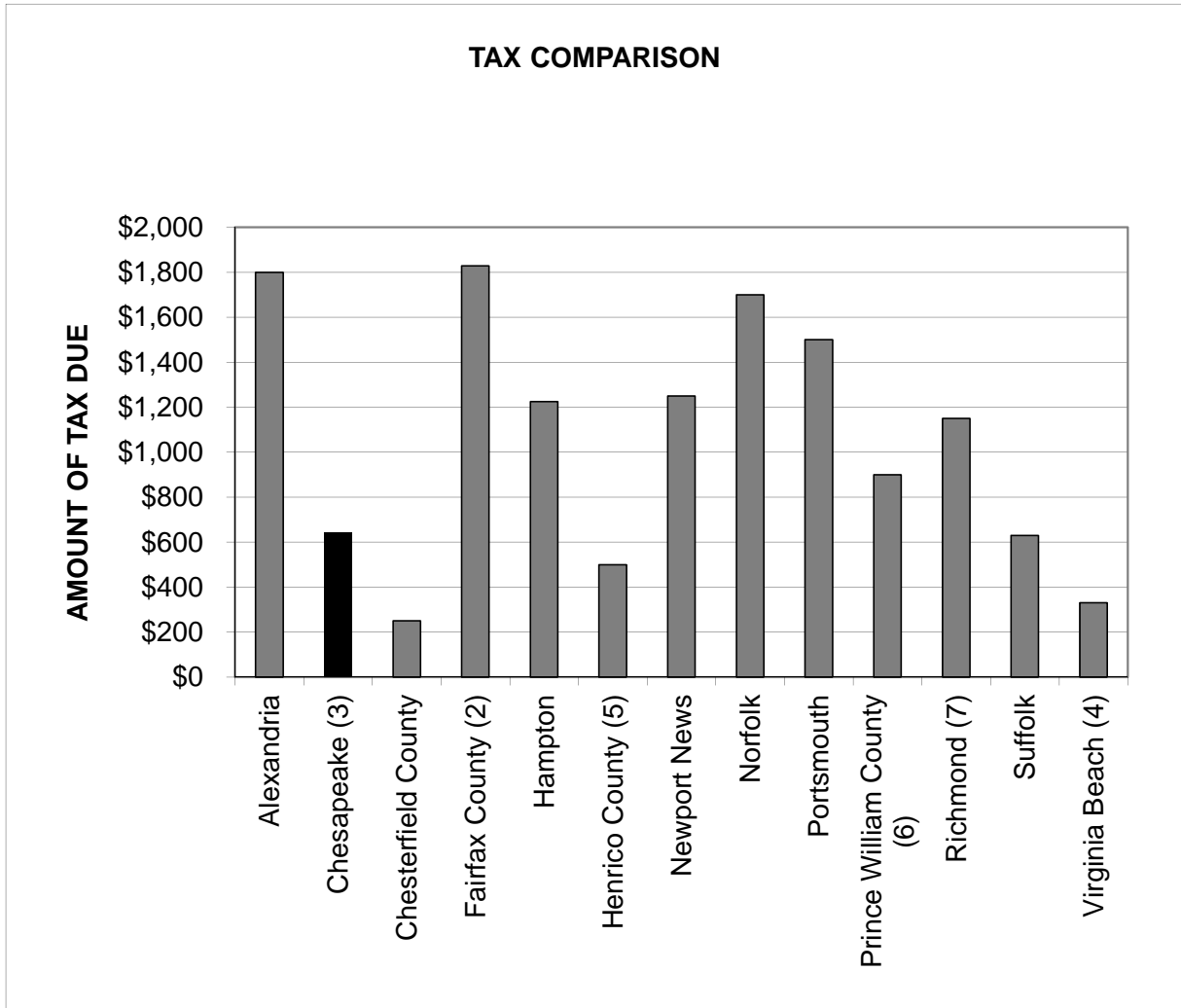
(5) \$0.55 Semiconductor manufacturing

(6) \$2.00 Mining & Manufacturing; \$3.70 Heavy Equipment & Machinery; Computers \$1.25.

(7) Computers: 70% original cost 1 yr, 60% 2 yr, 30% 3 yr, 15% 4 yr, 10% 5 yr, 5% 6+ yr.

**CITY OF CHESAPEAKE, VIRGINIA
THIRTEEN CITY/COUNTY COMPARISONS
2011-12 FISCAL YEAR
PAGE 9**

MACHINERY AND TOOL TAX ON A 5 YEAR-OLD, \$100,000 MACHINE



NOTES:
See page 8.

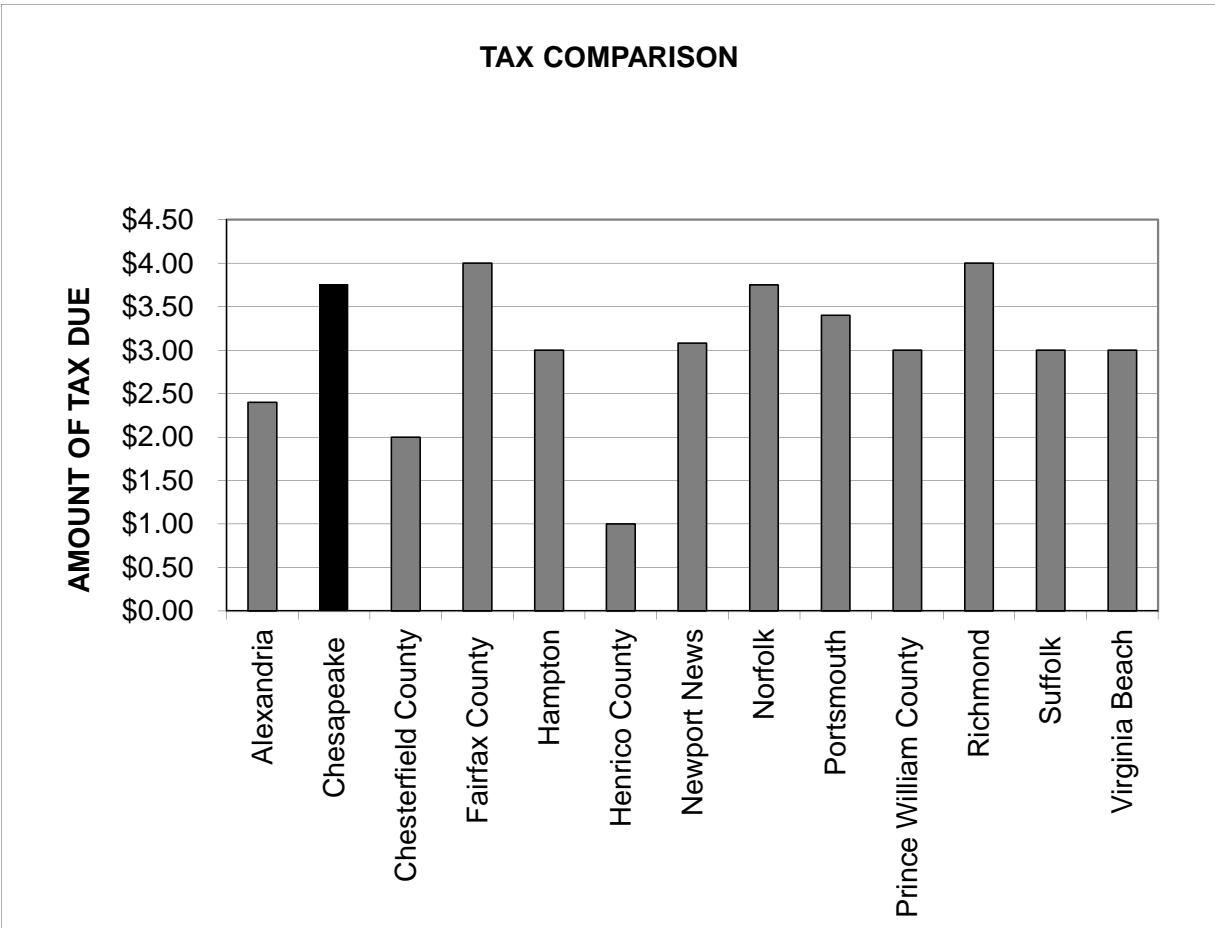
**CITY OF CHESAPEAKE, VIRGINIA
THIRTEEN CITY/COUNTY COMPARISONS
2011-12 FISCAL YEAR
PAGE 10**

RESIDENTIAL ELECTRIC UTILITY CONSUMERS TAX

LOCALITY	TAX RATE MONTHLY	TAX ON 1,000 kWh BILL
Alexandria	\$1.12 + \$0.012075/kWh ; \$2.40 Maximum	\$2.40
Chesapeake	\$1.75 + \$0.0185/kWh; \$3.75 Maximum	\$3.75
Chesterfield County	\$1.40 + \$0.015062/kWh; \$2 Maximum	\$2.00
Fairfax County	Single Res.: \$0.56 + \$0.00605/kWh; Master Meter: \$0.56 + \$0.00323/kWh; \$4 Maximum	\$4.00
Hampton	\$1.40 + \$0.014953/kWh; \$3 Maximum	\$3.00
Henrico County	\$0.70 + \$0.007537/kWh; \$1 Maximum	\$1.00
Newport News	\$1.54 + \$0.016398/kWh; \$3.08 Maximum	\$3.08
Norfolk	\$1.75 + \$0.016891/kWh; \$3.75 Maximum	\$3.75
Portsmouth	\$1.40 + \$0.015038/kWh; \$3.40 Maximum	\$3.40
Prince William County	\$1.40 + \$0.01509/kWh; \$3 Maximum	\$3.00
Richmond	\$1.40 + \$0.015116/kWh; \$4 Maximum	\$4.00
Suffolk	\$1.40 + \$0.014679/kWh; \$3 Maximum	\$3.00
Virginia Beach	\$1.40 + \$0.014771/kWh; \$3 Maximum	\$3.00

**CITY OF CHESAPEAKE, VIRGINIA
THIRTEEN CITY/COUNTY COMPARISONS
2011-12 FISCAL YEAR
PAGE 11**

RESIDENTIAL ELECTRIC UTILITY CONSUMERS TAX ON 1,000 kWh BILL



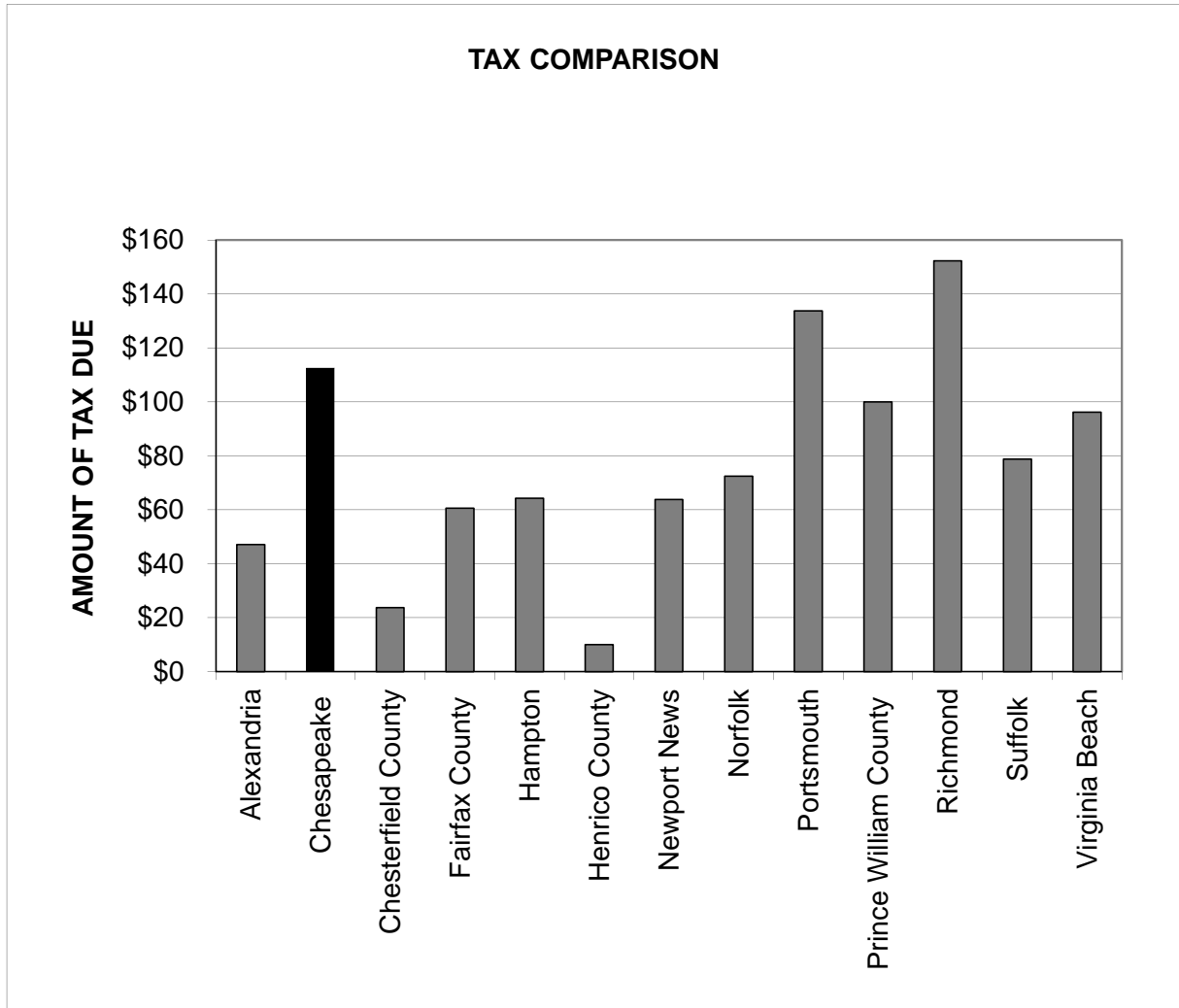
**CITY OF CHESAPEAKE, VIRGINIA
THIRTEEN CITY/COUNTY COMPARISONS
2011-12 FISCAL YEAR
PAGE 12**

COMMERCIAL ELECTRIC UTILITY CONSUMERS TAX

LOCALITY	TAX RATE MONTHLY	TAX ON 10,000 kWh BILL
Alexandria	\$0.97 + \$0.00461/kWh; No Maximum	\$47.07
Chesapeake	\$2.87 + \$0.0171/kWh; \$112.50 Maximum	\$112.50
Chesterfield County	\$1.15 + \$.007023/kWh 0-2,684kWh + \$.000508/kWh 2,685-195,597 + \$.000367/kWh balance; No Maximum	\$23.72
Fairfax County	\$1.15 + \$0.00594/Kwh; \$1,000 Maximum	\$60.55
Hampton	\$2.29 + \$0.013953/kWh 0-2,703 kWh + \$0.003321/kWh balance; \$80 Maximum	\$64.24
Henrico County	\$1.15 + \$0.00713/kWh; \$10 Maximum	\$10.00
Newport News	\$2.29 + \$.013859/kWh 0-2,721kWh + \$.003265/kWh balance; \$80 Maximum	\$63.77
Norfolk	\$2.87 + \$.017933/kWh 0-537 kWh + \$.00633/kWh balance; No Maximum	\$72.40
Portsmouth	\$2.29 + \$0.013143/kWh; \$400 Maximum	\$133.72
Prince William County	\$2.29 + \$0.013487/kWh; \$100 Maximum	\$100.00
Richmond	\$2.75 + \$.016462/kWh 0-8,945 kWh + \$.00216/kWh balance; No Maximum	\$152.28
Suffolk	\$1.49 + \$0.007722/kWh; \$1,300 Maximum	\$78.71
Virginia Beach	\$1.72 + \$0.010057/kWh 0-9,151 kWh + \$0.002831/kWh balance; \$162.50 Maximum	\$96.16

**CITY OF CHESAPEAKE, VIRGINIA
THIRTEEN CITY/COUNTY COMPARISONS
2011-12 FISCAL YEAR
PAGE 13**

COMMERCIAL ELECTRIC UTILITY CONSUMERS TAX ON 10,000 kWh BILL



**CITY OF CHESAPEAKE, VIRGINIA
THIRTEEN CITY/COUNTY COMPARISONS
2011-12 FISCAL YEAR
PAGE 14**

INDUSTRIAL ELECTRIC UTILITY CONSUMERS TAX

LOCALITY	TAX RATE MONTHLY	TAX ON 100,000 kWh BILL
Alexandria	\$0.97 + \$0.003755/kWh; No Maximum	\$376.47
Chesapeake	\$2.87 + \$0.0251/kWh; \$112.50 Maximum	\$112.50
Chesterfield County	\$1.15 + \$0.010995/kWh 0-1714kWh + \$0.000758/kWh 1,715-131,002 kWh + \$0.000167/kWh balance; No Maximum	\$94.50
Fairfax County	\$1.15 + \$0.00707/kWh; \$1,000 Maximum	\$708.15
Hampton	\$2.29 + \$0.015498/kWh 0-2,433 kWh + \$0.004835/kWh balance; \$80 Maximum	\$80.00
Henrico County	\$1.15 + \$0.007603/kWh; \$10 Maximum	\$10.00
Newport News	\$2.29 + \$0.015455/kWh 0-2,440kWh + \$0.003482/kWh balance; \$80 Maximum	\$80.00
Norfolk ⁽¹⁾	\$2.87 + \$0.017933/kWh 0-537kWh + \$0.00633/kWh balance; No Maximum	\$642.10
Portsmouth	\$2.29 + \$0.015915/kWh; \$400 Maximum	\$400.00
Prince William County	\$2.29 + \$0.013487/kWh; \$100 Maximum	\$100.00
Richmond	\$2.75 + \$0.0119521/kWh 0-1,232 kWh + \$0.001837/kWh balance; No Maximum	\$331.44
Suffolk	\$1.49 + \$0.008283/kWh; \$1,300 Maximum	\$829.79
Virginia Beach	\$1.72 + \$0.009253/kWh 0-9,946 kWh + \$0.00119/kWh balance; \$162.50 Maximum	\$162.50

NOTES:

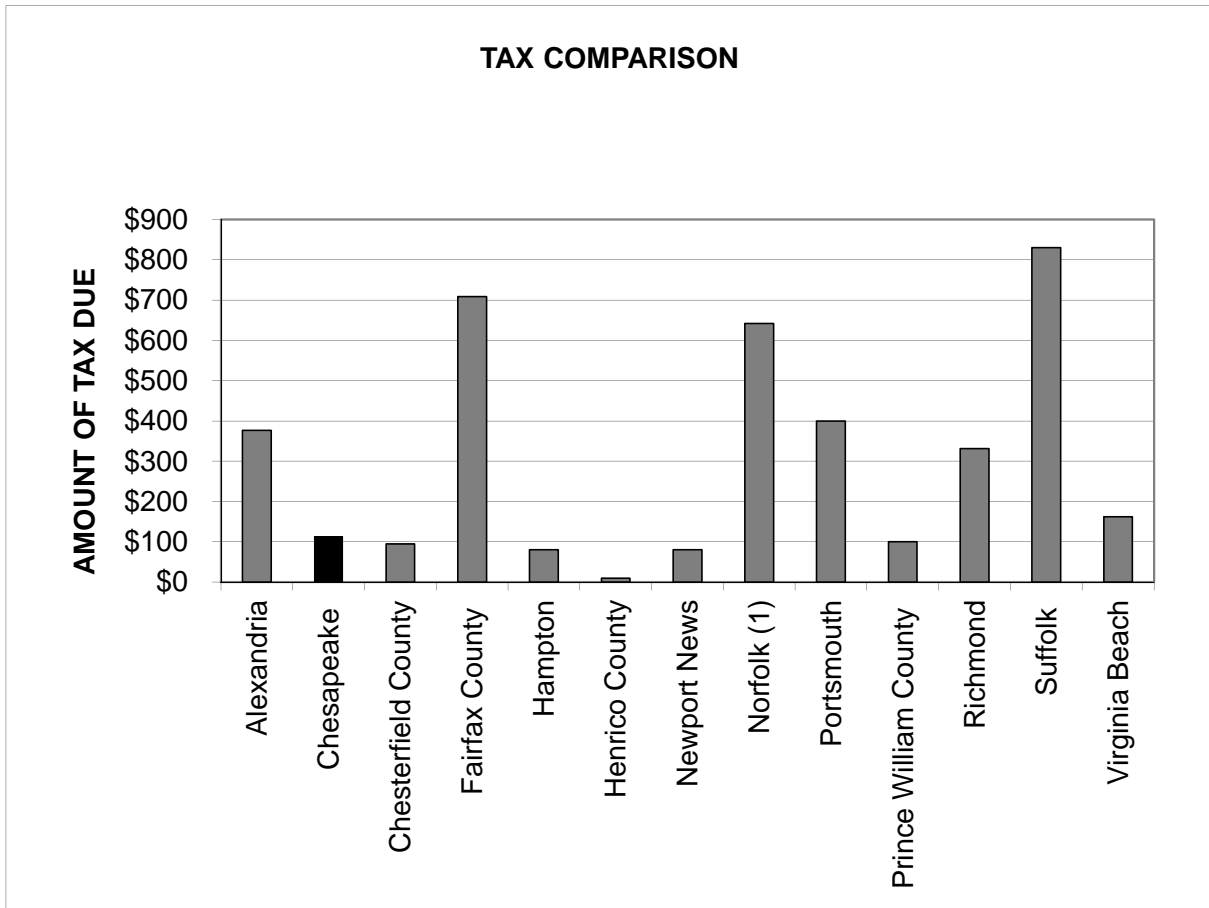
(1) Norfolk has a special rate for manufacturers shown below.

Manufacturer: \$1.38 + \$0.004965 0-3,625,100 kWh, \$0.004014 balance; maximum tax \$53,000/month.

Manufacturer in Enterprise Zone: \$1.38 + \$0.006192/kWh; maximum tax \$10,440/month.

**CITY OF CHESAPEAKE, VIRGINIA
THIRTEEN CITY/COUNTY COMPARISONS
2011-12 FISCAL YEAR
PAGE 15**

INDUSTRIAL ELECTRIC UTILITY CONSUMERS TAX ON 100,000 kWh BILL



NOTES:

(1) Norfolk has a special rate for manufacturers shown below.

Manufacturer: \$1.38 + \$0.004965 0-3,625,100 kWh, \$0.004014 balance; maximum tax \$53,000/month.

Manufacturer in Enterprise Zone: \$1.38 + \$0.006192/kWh; maximum tax \$10,440/month.

**CITY OF CHESAPEAKE, VIRGINIA
THIRTEEN CITY/COUNTY COMPARISONS
2011-12 FISCAL YEAR
PAGE 16**

RESIDENTIAL GAS UTILITY CONSUMERS TAX

LOCALITY	TAX RATE MONTHLY	TAX ON 50 CCF BILL
Alexandria	Single Meter: \$1.28 + \$0.124444/CCF, Maximum \$2.40; Group Meter: \$1.28 + \$0.050909/CCF; Maximum \$2.40; Group Meter Interruptible: \$1.28 + \$0.023267/CCF; Maximum \$2.40;	\$2.40
Chesapeake	\$1.88/Dwelling	\$1.88
Chesterfield County	\$2.00/Dwelling	\$2.00
Fairfax County	Single Res.: \$0.56 + \$0.05259/CCF; Master Meter: \$0.56 + \$0.01192/CCF; \$4 Maximum	\$3.19
Hampton	\$1.98 + \$0.191/CCF; \$2.40 Maximum	\$2.40
Henrico County	None	\$0.00
Newport News	\$1.51/Dwelling	\$1.51
Norfolk	\$1.50/Dwelling	\$1.50
Portsmouth	\$2.45 + \$0.18/CCF; \$3 Maximum	\$3.00
Prince William County	\$1.60 + \$0.06/CCF; \$3 Maximum	\$3.00
Richmond	\$1.78 + \$0.10091/100 CCF; \$4 Maximum	\$1.78
Suffolk	\$1.98 + \$0.166183/CCF; \$3 Maximum	\$3.00
Virginia Beach	\$1.98 + \$0.162451/CCF; \$3 Maximum	\$3.00

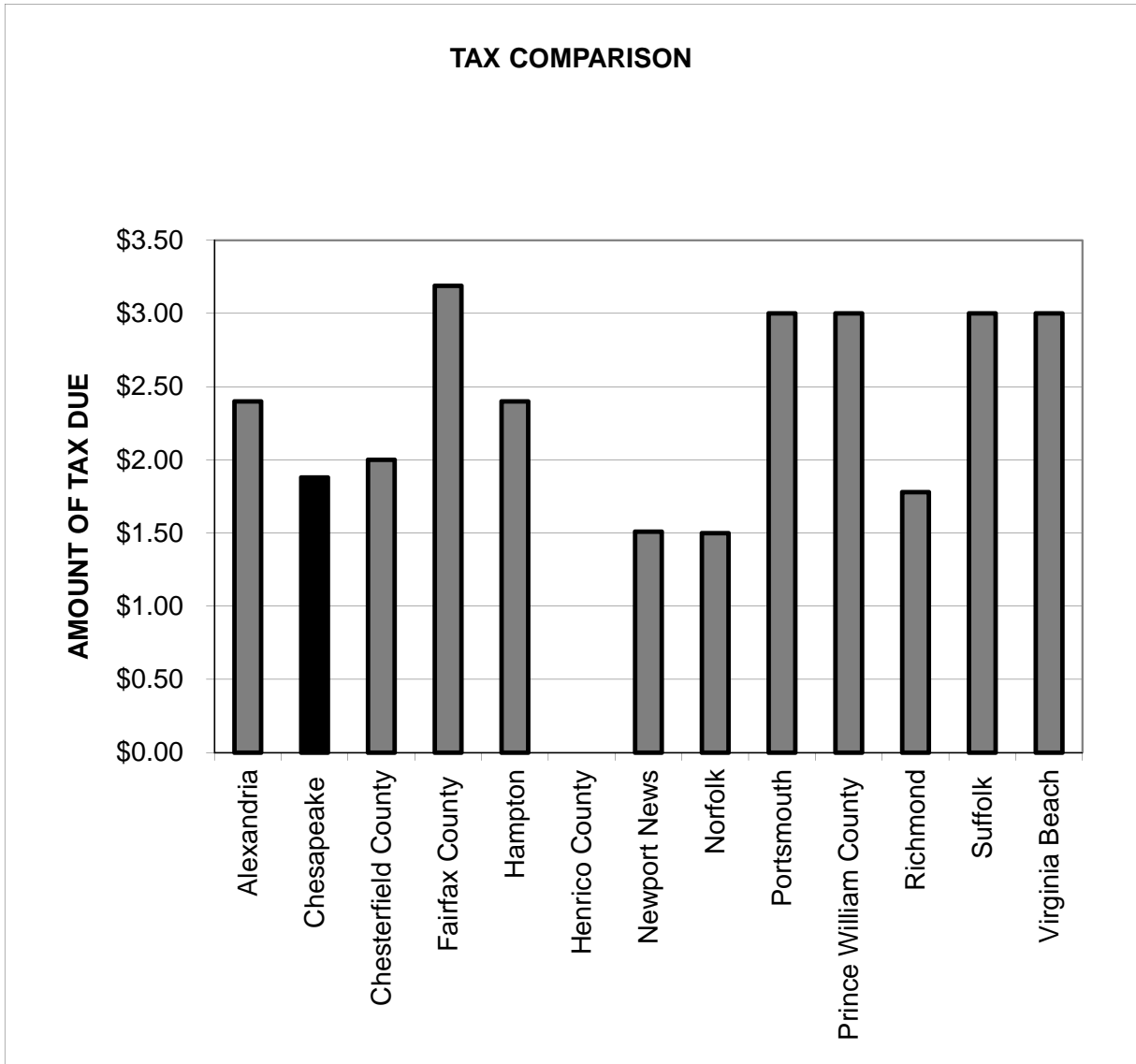
Note:

1 CCF = 100 cubic feet of natural gas = 100,000 BTU's

Average bill based on 2001 Residential Energy Consumption Survey, U.S. Department of Energy

**CITY OF CHESAPEAKE, VIRGINIA
THIRTEEN CITY/COUNTY COMPARISONS
2011-12 FISCAL YEAR
PAGE 17**

RESIDENTIAL GAS UTILITY CONSUMERS TAX ON 50 CCF BILL



**CITY OF CHESAPEAKE, VIRGINIA
THIRTEEN CITY/COUNTY COMPARISONS
2011-12 FISCAL YEAR
PAGE 18**

COMMERCIAL/INDUSTRIAL GAS UTILITY CONSUMERS TAX

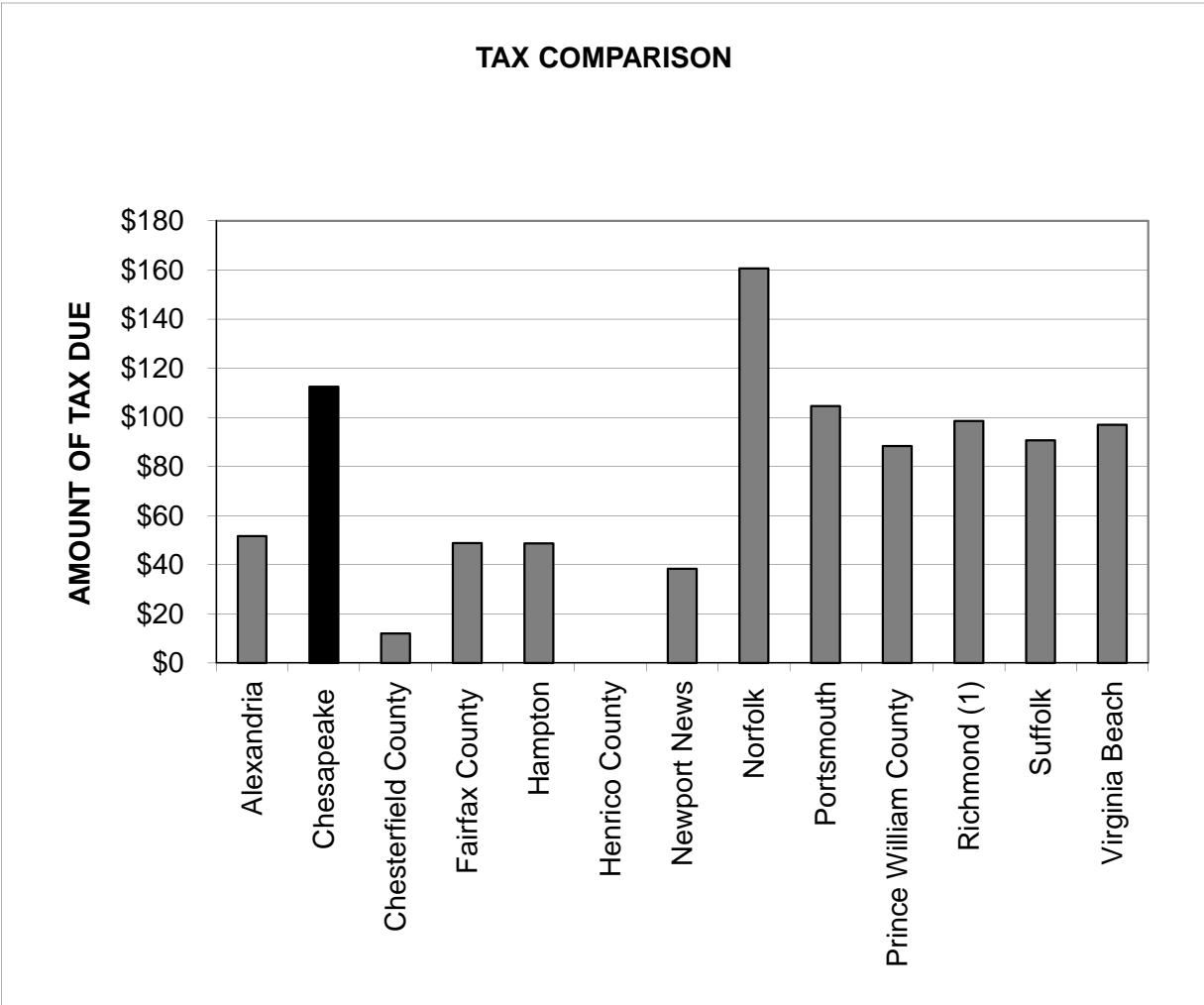
LOCALITY	TAX RATE MONTHLY	TAX ON 1,000 CCF BILL
Alexandria	\$1.42 + \$0.050213/CCF; Interruptible/Nonresidential: \$4.50 + \$0.003670/CCF; No Maximum	\$51.63
Chesapeake	\$4.00 + \$0.155/CCF. Max Tax = \$112.50	\$112.50
Chesterfield County	\$2.00 + \$0.01001/CCF 0-50,000 CCF + \$0.00005/CCF balance; No Maximum	\$12.01
Fairfax County	\$0.845 + \$0.04794/CCF; Interruptible: \$4.50 + \$0.00563/CCF. Max Tax = \$300.	\$48.79
Hampton	\$2.78 + \$0.135199/CCF 0-130 CCF + \$0.032578/CCF balance. Max Tax = \$65	\$48.70
Henrico County	None	\$0.00
Newport News	\$1.29 + \$0.067602/CCF 0-128.91 CCF + \$0.032576/CCF balance. Max Tax = \$55	\$38.38
Norfolk	\$3.225 + \$0.167821/CCF 0-70 CCF, \$0.161552/CCF 71-430 CCF, \$0.15363/CCF balance. Max Tax = \$500	\$160.70
Portsmouth	\$4.65 + \$0.10/CCF. Max Tax = \$400	\$104.65
Prince William County	\$3.35 + \$0.085/CCF. Max Tax = \$100	\$88.35
Richmond ⁽¹⁾	\$2.88 + \$0.1739027/CCF (Small Volume); \$24 + \$0.07163081/CCF (Large Volume); \$120 + \$0.011835/CCF (Industrial). No Maximum	\$98.51
Suffolk	\$1.67 + \$0.08904/CCF. Max Tax = \$1,300	\$90.71
Virginia Beach	\$1.94 + \$0.097668/CCF 0-961 CCF + \$0.031362/CCF balance. Max Tax = \$162.50	\$97.02

NOTES:

- (1) A common measure of user type is: 5,000 CCF/year (500 MCF) or less is small commercial user.
Over 5,000 CCF is large user. Definitions vary among gas suppliers
Typical monthly consumption from a 1999 survey:
Small commercial: 30-500 CCF
Large Commercial: 501-999 CCF
Industrial/Heavy Manufacturing: 1,000 - 100,000 CCF

**CITY OF CHESAPEAKE, VIRGINIA
THIRTEEN CITY/COUNTY COMPARISONS
2011-12 FISCAL YEAR
PAGE 19**

**COMMERCIAL/INDUSTRIAL GAS UTILITY CONSUMERS TAX
ON 1,000 CCF BILL**



NOTES:

See Page 18

**CITY OF CHESAPEAKE, VIRGINIA
THIRTEEN CITY/COUNTY COMPARISONS
2011-12 FISCAL YEAR
PAGE 20**

VIRGINIA COMMUNICATIONS TAXES

**RESIDENTIAL TELEPHONE/VOIP⁽¹⁾ CONSUMERS TAX & E911 TAX
ON A MONTHLY BILL OF \$30 FOR 1 ACCESS LINE**

LOCALITY	E-911 TAX PER LINE	SALES & USE RATE	TAXABLE BILL CAP	SALES & USE TAX	TOTAL TAX
State-Wide	\$0.75	5.0%	None	\$1.50	\$2.25

**COMMERCIAL TELEPHONE/VOIP CONSUMERS TAX & E911 TAX
ON A MONTHLY BILL OF \$1,000 FOR 30 ACCESS LINES**

LOCALITY	E-911 TAX PER LINE	SALES & USE RATE	TAXABLE BILL CAP	SALES & USE TAX	TOTAL TAX
State-Wide	\$0.75	5.0%	None	\$50.00	\$72.50

**CELLULAR TELEPHONE CONSUMERS TAX & E911 TAX
ON A MONTHLY BILL OF \$30 FOR 1 ACCESS LINE**

LOCALITY	E-911 TAX PER LINE	SALES & USE RATE	TAXABLE BILL CAP	SALES & USE TAX	TOTAL TAX
State-Wide	\$0.75	5.0%	None	\$1.50	\$2.25

**CABLE & SATELLITE TV/RADIO CONSUMERS TAX
ON A MONTHLY BILL OF \$50**

LOCALITY	SALES & USE RATE	TAXABLE BILL CAP	TOTAL TAX
State-Wide	5.0%	None	\$2.50

PUBLIC RIGHTS-OF-WAY USE FEE

In addition, all communication utilities using the right-of-way will collect and remit a use fee of not less than \$0.50 per access line per month, the fee to be calculated annually by the Virginia Department of Transportation. The initial fee was \$0.64. The current fee is \$0.89.

CITY OF CHESAPEAKE, VIRGINIA
THIRTEEN CITY/COUNTY COMPARISONS
2011-12 FISCAL YEAR
PAGE 21

Virginia Communications Sales and Use Tax Act

(VA CODE § 58.1-645, § 58.1-1730, § 56-468.1. Effective January 1, 2007)

Authority for existing local taxes/fees on communications are revoked by this act. The new communications taxes are billed and collected by the service providers and paid to the Virginia Department of Taxation (VDT) after deducting a 3% administrative allowance. VDT then deducts its administrative costs and the cost of the hearing impaired program⁽²⁾ from the pooled revenues. The balance is then used to pay the Cable TV franchise fees to those localities which have a franchise agreement that was in effect prior to the passage of the act (no new agreements may impose a fee) and would previously received a payment based on utility gross receipts. The remaining funds are then allocated among localities based on their share of total telecommunications taxes collected statewide in fiscal year 2005-2006.

Cell Phone E-911 Tax will continue to accrue to and be disbursed by the Virginia Wireless E-911 Services Board

NOTES

(1) Voice Over Internet Protocol

(2) Virginia Relay Center

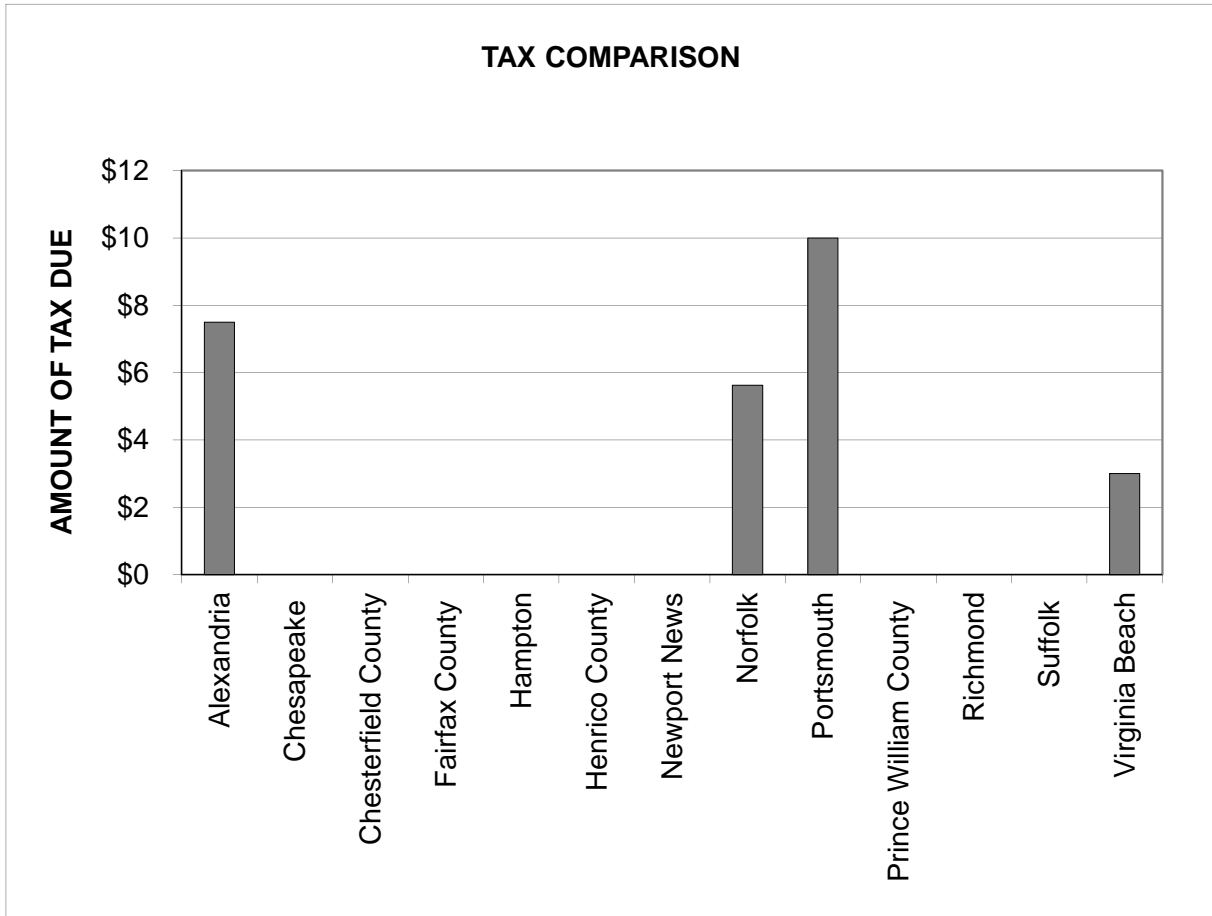
CITY OF CHESAPEAKE, VIRGINIA
THIRTEEN CITY/COUNTY COMPARISONS
2011-12 FISCAL YEAR
PAGE 22

RESIDENTIAL WATER UTILITY TAX

LOCALITY	TAX RATE	MAX BILL TAXABLE	TAX ON \$50 BILL
Alexandria	15%	-	\$7.50
Chesapeake			\$0.00
Chesterfield County			\$0.00
Fairfax County			\$0.00
Hampton			\$0.00
Henrico County			\$0.00
Newport News			\$0.00
Norfolk	25%	\$22.50	\$5.63
Portsmouth	20%	\$2,000.00	\$10.00
Prince William County			\$0.00
Richmond			\$0.00
Suffolk			\$0.00
Virginia Beach	20%	\$15.00	\$3.00

**CITY OF CHESAPEAKE, VIRGINIA
THIRTEEN CITY/COUNTY COMPARISONS
2011-12 FISCAL YEAR
PAGE 23**

RESIDENTIAL WATER UTILITY TAX ON A \$50 BILL



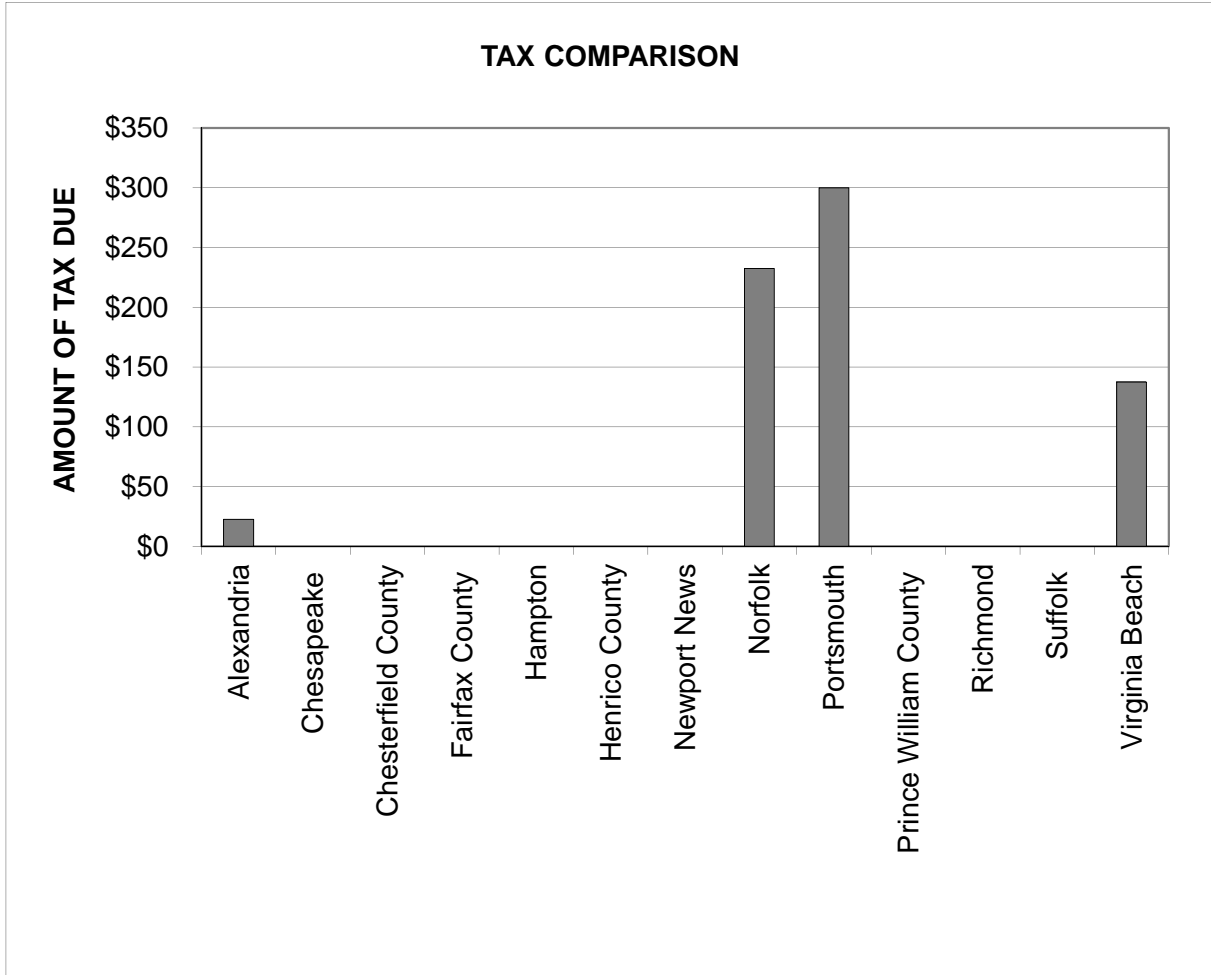
**CITY OF CHESAPEAKE, VIRGINIA
THIRTEEN CITY/COUNTY COMPARISONS
2011-12 FISCAL YEAR**

**COMMERCIAL WATER UTILITY TAX
PAGE 24**

LOCALITY	TAX RATE	MAX BILL TAXABLE	TAX ON \$1,500 BILL
Alexandria	15%	\$150	\$22.50
Chesapeake			\$0.00
Chesterfield County			\$0.00
Fairfax County			\$0.00
Hampton			\$0.00
Henrico County			\$0.00
Newport News			\$0.00
Norfolk	25% first \$75, 15% of rest	\$2,000	\$232.50
Portsmouth	20%	\$2,000	\$300.00
Prince William County			\$0.00
Richmond			\$0.00
Suffolk			\$0.00
Virginia Beach	15% first \$625, 5% of next \$1,375	\$2,000	\$137.50

**CITY OF CHESAPEAKE, VIRGINIA
THIRTEEN CITY/COUNTY COMPARISONS
2011-12 FISCAL YEAR**

**COMMERCIAL WATER UTILITY TAX ON A \$1,500 BILL
PAGE 25**



**CITY OF CHESAPEAKE, VIRGINIA
THIRTEEN CITY/COUNTY COMPARISONS
2011-12 FISCAL YEAR
PAGE 26**

VEHICLE LICENSE FEE

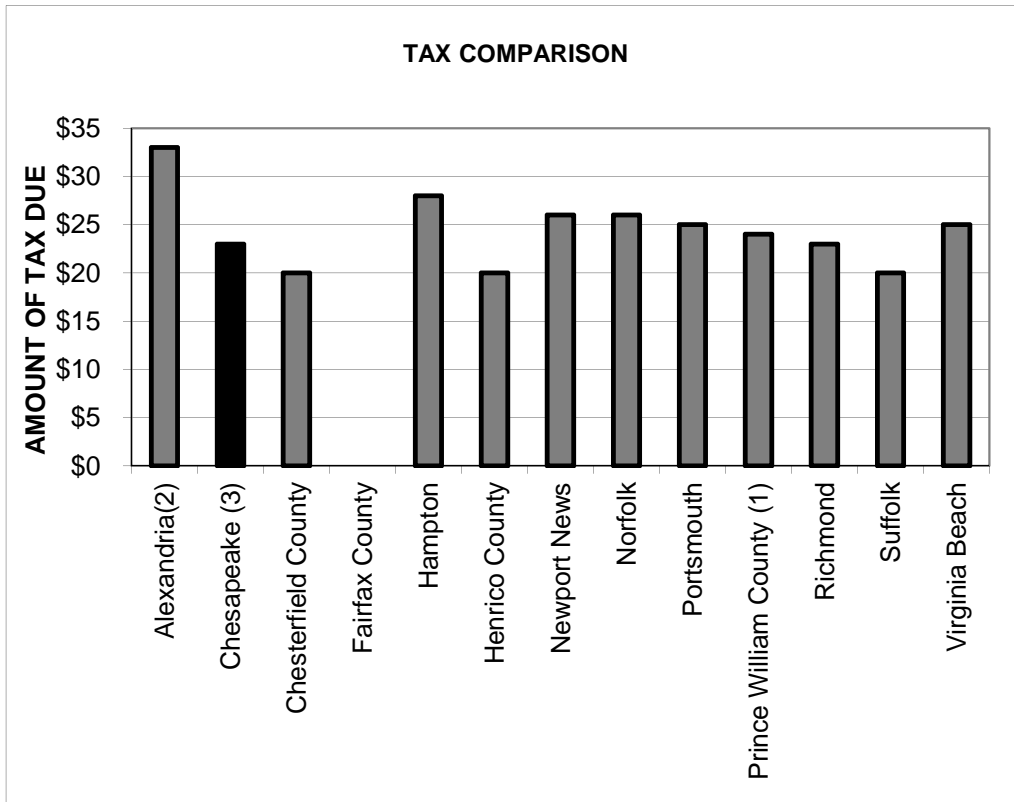
LOCALITY	4,000 LBS & UNDER	OVER 4,000 LBS
Alexandria ⁽²⁾	\$33.00	\$30.00
Chesapeake ⁽³⁾	\$23.00	\$28.00
Chesterfield County	\$20.00	\$20.00
Fairfax County	\$0.00	\$0.00
Hampton	\$28.00	\$33.00
Henrico County	\$20.00	\$25.00
Newport News	\$26.00	\$31.00
Norfolk	\$26.00	\$31.00
Portsmouth	\$25.00	\$30.00
Prince William County ⁽¹⁾	\$24.00	\$24.00
Richmond	\$23.00	\$28.00
Suffolk	\$20.00	\$25.00
Virginia Beach	\$25.00	\$30.00

NOTES:

- (1) All automobiles pay same rate, regardless of size.
- (2) \$0.30/100Lb for passengers >10, min \$25, \$20 Taxi.
- (3) Additional \$10 late payment fee for delinquent accounts.

**CITY OF CHESAPEAKE, VIRGINIA
THIRTEEN CITY/COUNTY COMPARISONS
2011-12 FISCAL YEAR
PAGE 27**

VEHICLE LICENSE FEE ON A 3,900 POUND AUTOMOBILE



NOTES:

- (1) All automobiles pay same rate, regardless of size.
- (2) \$0.30/100Lb for passengers >10, min \$25, \$20 Taxi.
- (3) Additional \$10 late payment fee for delinquent accounts.

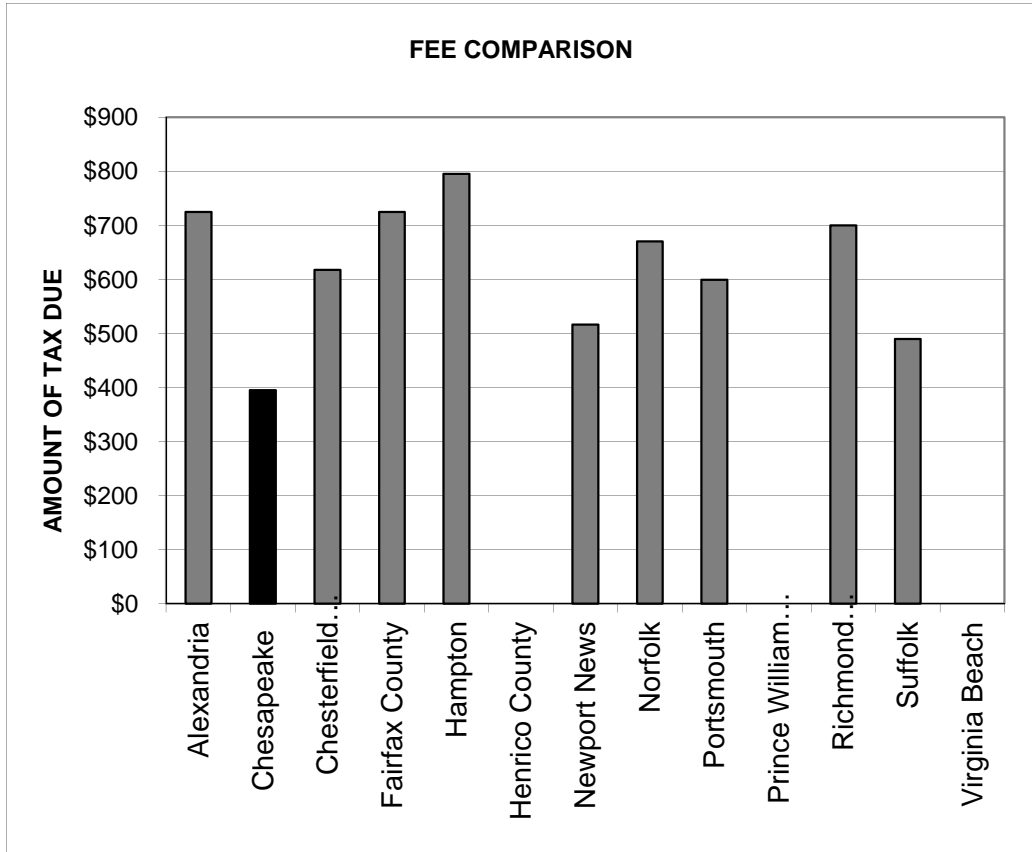
**CITY OF CHESAPEAKE, VIRGINIA
THIRTEEN CITY/COUNTY COMPARISONS
2011-12 FISCAL YEAR
PAGE 28**

AMBULANCE FEES

LOCALITY	SCHEDULE	ALS 5-MILE TRANSPORT
Alexandria	\$400 Basic Life Support \$500 Advanced Life Support 1 \$675 Advanced Life Support 2 \$10/mile Transport	\$725.00
Chesapeake	\$275 Basic Life Support \$395 Advance Life Support	\$395.00
Chesterfield County	\$350 Basic Life Support \$450 Advance Life Support 1 \$575 Advance Life Support 2 \$8.50/mile Transport	\$617.50
Fairfax County	\$400 Basic Life Support \$500 Advanced Life Support 1 \$675 Advanced Life Support 2 \$10/mile Transport	\$725.00
Hampton	\$430 Basic Life Support \$525 Advanced Life Support 1 \$750 Advanced Life Support 2 Plus \$9.00 per mile transport	\$795.00
Henrico County	None	
Newport News	\$475 ALS \$375 BLS \$8.25/mile Transport	\$516.25
Norfolk	Non-Transport \$75 Non-Emergency Transport: \$81 BLS; \$217 ALS 1 Emergency: \$355 BLS, \$425 ALS 1 \$630 ALS 2; \$8.00/Mile Transport	\$670.00
Portsmouth	Non-emergency \$200 Basic transport \$328 Non-emergency w/transport \$217 Emergency transport level 1 \$375 Emergency transport level 2 \$564 Special care \$588 \$7.00 per loaded mile Transport	\$599.00
Prince William County	\$0.0597/\$100 Real Estate Tax	
Richmond (Authority) ⁽¹⁾	Non-Emergency Transportation Basic \$425, ALS \$490 Critical Care Transport (ALS) \$650 All Plus \$10.00/Mile	\$700.00
Suffolk	\$350 Basic Life Support \$450 Advance Life Support, \$8.00/mile	\$490.00
Virginia Beach	None	

**CITY OF CHESAPEAKE, VIRGINIA
THIRTEEN CITY/COUNTY COMPARISONS
2011-12 FISCAL YEAR
PAGE 29**

AMBULANCE FEES FOR 5-MILE ALS TRANSPORT



NOTES

(1) Lifesaver subscription program for residents is \$59/year

**CITY OF CHESAPEAKE, VIRGINIA
THIRTEEN CITY/COUNTY COMPARISONS
2011-12 FISCAL YEAR
PAGE 30**

STORMWATER UTILITY FEE

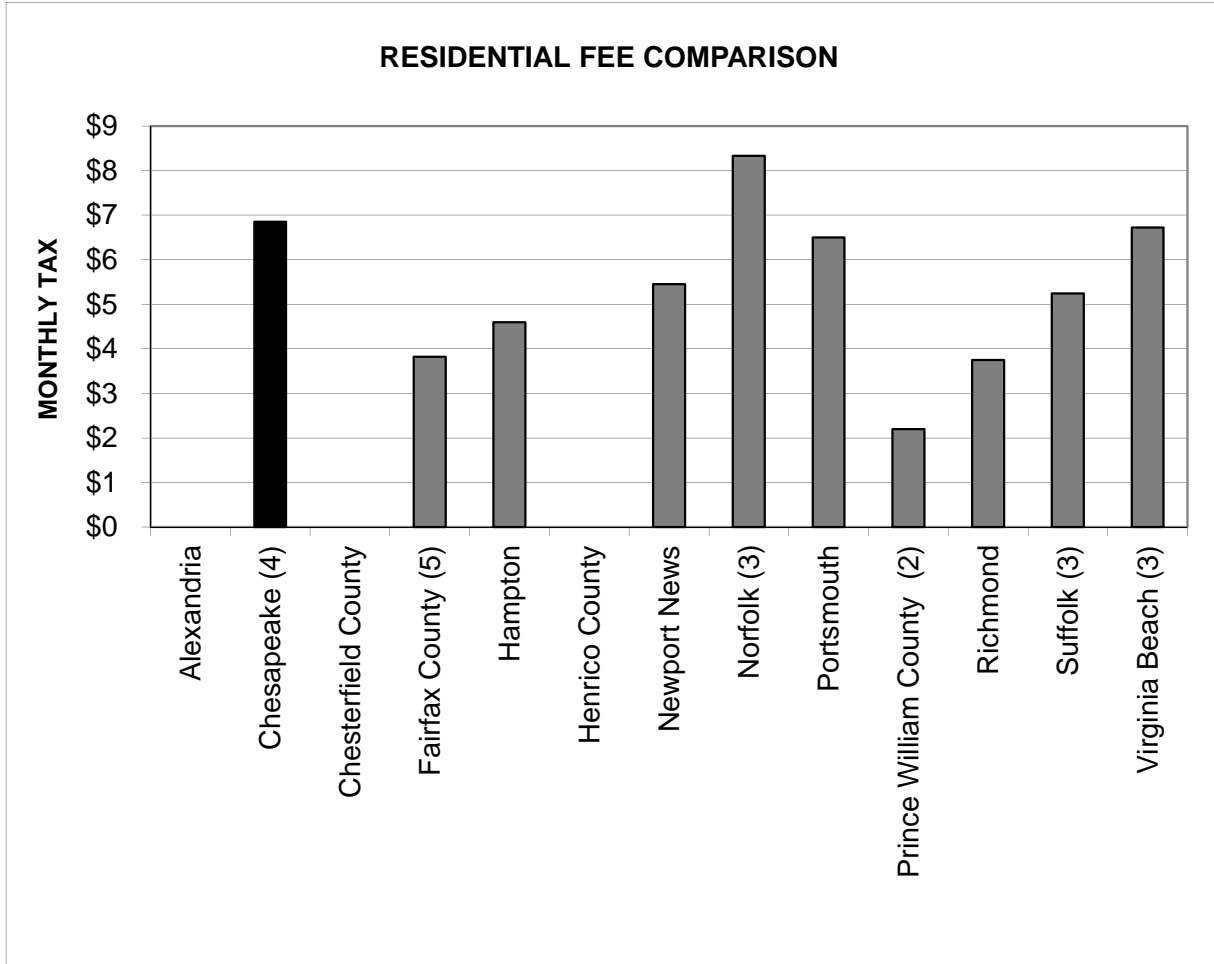
LOCALITY	RESIDENTIAL	COMMERCIAL	
	TAX RATE	RATE/UNIT AREA	UNIT AREA ⁽¹⁾
Alexandria			
Chesapeake ⁽⁴⁾	\$ 6.85	\$ 6.85	2,112
Chesterfield County			
Fairfax County ⁽⁵⁾	\$ 3.82	\$ -	0
Hampton	\$ 4.60	\$ 4.60	2,429
Henrico County			
Newport News	\$ 5.45	\$ 5.45	1,777
Norfolk ⁽³⁾	\$ 8.33	\$ 5.72	2,000
Portsmouth	\$ 6.50	\$ 6.50	1,877
Prince William County ⁽²⁾	\$ 2.20	\$ 1.07	1,000
Richmond	\$ 3.75	\$ 3.75	1,425
Suffolk ⁽³⁾	\$ 5.24	\$ 5.24	3,200
Virginia Beach ⁽³⁾	\$ 6.722	\$ 6.722	2,269

NOTES

- (1) Square Feet, some localities call this unit "residential equivalent units" or "equivalent residential units"
- (2) Single family residential; \$1.65 Other residential (townhouse, mobile home, and multi-family)
- (3) Includes mosquito control services.
- (4) January 2010 increases to \$7.35
- (5) \$0.010/\$100 of assessed real estate value. Fee shown is based upon the current average assessment for a single family dwelling of \$459,748.

**CITY OF CHESAPEAKE, VIRGINIA
THIRTEEN CITY/COUNTY COMPARISONS
2011-12 FISCAL YEAR
PAGE 31**

STORMWATER UTILITY FEE



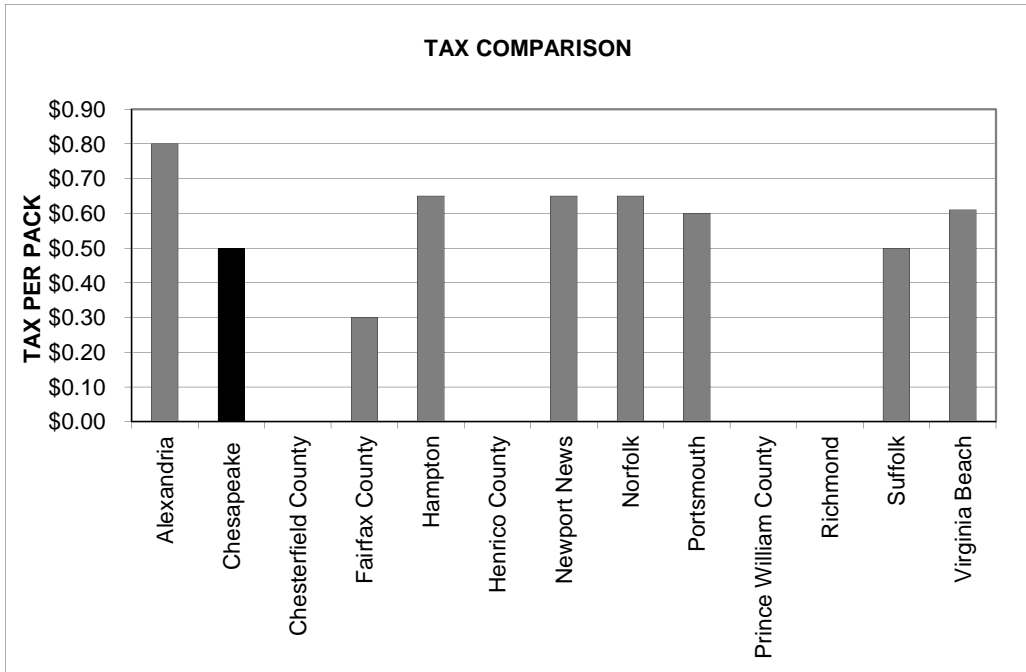
**CITY OF CHESAPEAKE, VIRGINIA
THIRTEEN CITY/COUNTY COMPARISONS
2011-12 FISCAL YEAR
PAGE 32**

CIGARETTE TAX

LOCALITY	TAX PER PACK
Alexandria	\$0.80
Chesapeake	\$0.50
Chesterfield County	\$0.00
Fairfax County	\$0.30
Hampton	\$0.65
Henrico County	\$0.00
Newport News	\$0.65
Norfolk	\$0.65
Portsmouth	\$0.60
Prince William County	\$0.00
Richmond	\$0.00
Suffolk	\$0.50
Virginia Beach	\$0.61

**CITY OF CHESAPEAKE, VIRGINIA
THIRTEEN CITY/COUNTY COMPARISONS
2011-12 FISCAL YEAR
PAGE 33**

CIGARETTE TAX



**CITY OF CHESAPEAKE, VIRGINIA
THIRTEEN CITY/COUNTY COMPARISONS
2011-12 FISCAL YEAR
PAGE 34**

HOSPITALITY & AMUSEMENT TAXES

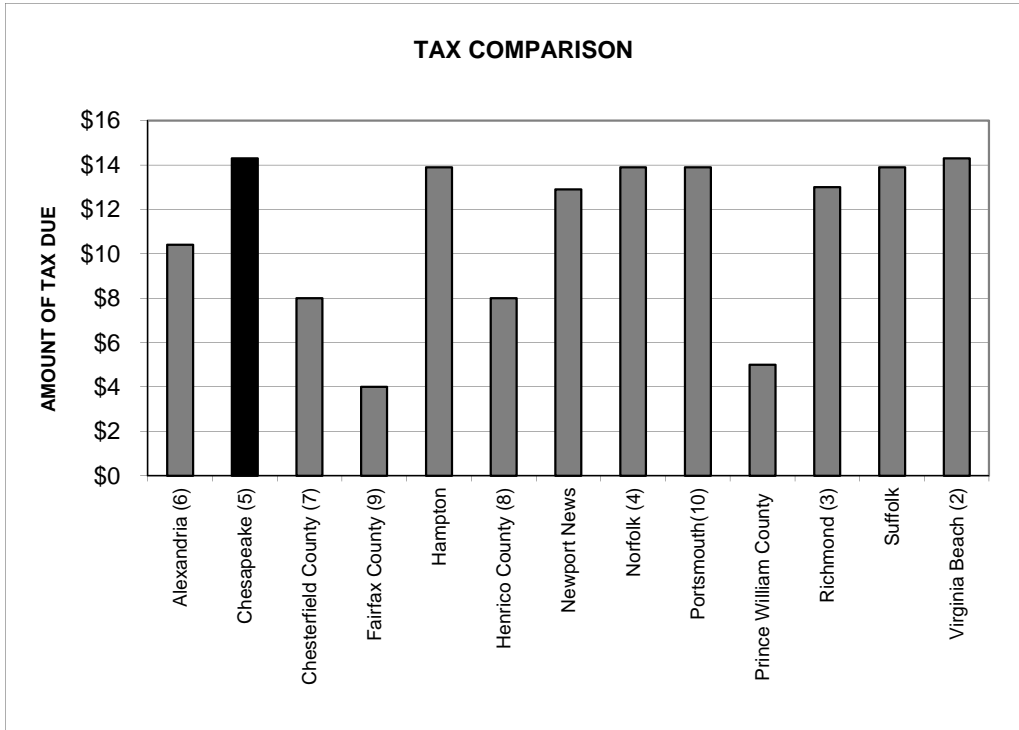
LOCALITY	HOTEL TAX	MEALS TAX	ADMISSIONS TAX	COMPARATIVE INDEX ⁽¹⁾
Alexandria ⁽⁶⁾	6.5%	4.0%	10%, 50¢ max	\$10.40
Chesapeake ⁽⁵⁾	8.0%	5.5%	10.0%	\$14.30
Chesterfield County ⁽⁷⁾	8.0%	0.0%	0.0%	\$8.00
Fairfax County ⁽⁹⁾	4.0%	0.0%	0.0%	\$4.00
Hampton	8.0%	6.5%	10.0%	\$13.90
Henrico County ⁽⁸⁾	8.0%	0.0%	0.0%	\$8.00
Newport News	7.5%	6.5%	7.5%	\$12.90
Norfolk ⁽⁴⁾	8.0%	6.5%	10.0%	\$13.90
Portsmouth ⁽¹⁰⁾	8.0%	6.5%	10.0%	\$13.90
Prince William County	5.0%	0.0%	0.0%	\$5.00
Richmond ⁽³⁾	8.0%	6.0%	7.0%	\$13.00
Suffolk	8.0%	6.5%	10.0%	\$13.90
Virginia Beach ⁽²⁾	8.0%	5.5%	10.0%	\$14.30

NOTES:

- (1) Index is based on tax paid by a "typical" consumer spending \$100 on lodging, \$60 on meals and \$20 on entertainment.
- (2) Admissions Tax for participatory sports is 5%, add \$1/night all lodging
Hotel/Lodging Tax in Sandbridge Community is 10.5%.
- (3) Hotel/Lodging Tax designated for the Greater Richmond Convention Center Authority.
1/6 of Meal Tax designated for debt service on cultural & education facilities.
- (4) 1% each of hotel & meals taxes designated for tourism promotion and
tourism infrastructure construction/renovation.
- (5) 0.5% Meals Tax and 1% Hotel/Lodging Tax designated for Conference Center.
Hotel/Lodging Tax: 3.5% designated for school construction; add'l \$1/night (tourism);
- (6) Hotel/Lodging Tax: add \$1/night; Admissions tax capped at \$0.50/admission
- (7) Hotel/Lodging Tax designated for the Greater Richmond Convention Center Authority.
- (8) Designated Hotel/Lodging Tax: 6% Greater Richmond Convention Center Authority
2% for other local tourism.
- (9) 12.5% of 4% hotel tax designated for Conventions & Visitor Corp. to promote tourism.
2% (of this 25% for tourism) in addition to town-levied tax in Herndon (6%) and Vienna (4%).
- (10) 5% admissions tax for movies, 10% all else.

**CITY OF CHESAPEAKE, VIRGINIA
THIRTEEN CITY/COUNTY COMPARISONS
2011-12 FISCAL YEAR
PAGE 35**

INDEX OF HOSPITALITY & AMUSEMENT TAXES



NOTES:
See page 34

**CITY OF CHESAPEAKE, VIRGINIA
THIRTEEN CITY/COUNTY COMPARISONS
2011-12 FISCAL YEAR
PAGE 36**

RESIDENTIAL REFUSE COLLECTION FEE

LOCALITY	MONTHLY FEE
Alexandria	\$27.58, white goods pick up \$20/each
Chesapeake	\$3.00
Chesterfield County	Privatized (Estimate \$19-\$25/Mo. Private hauler)
Fairfax County ⁽¹⁾	\$28.75
Hampton	\$18.42 with recycling \$43.33 without recycling
Henrico County	\$26/month billed bimonthly
Newport News	\$18.63/60 gal. can, \$23.31/90 gal. can
Norfolk	Single/<5 units = \$27.01; >4 units = \$45.27
Portsmouth	\$32.00
Prince William County	Single Family \$70/yr (\$6/mo), Townhouse \$63/year , Mobile Home \$56/yr, Multifamily \$47yr, and \$96-\$240/yr (\$8-20/mo.) private hauling.
Richmond	\$17.50 per month for refuse plan \$1.64 per month for recycling
Richmond	\$17.50 per month for refuse plan \$1.64 per month for recycling
Suffolk	Provided with General Fund revenues
Virginia Beach	Provided with General Fund revenues

NOTES:

(1) Some parts of the county pay a \$0.015/\$100 real estate assessment annually for leaf collection.

This Page Left Blank Intentionally